

# Iraq Stock Exchange

Bulletin No (47)



## ISX Trading Indices of Wednesday 11/3/2026

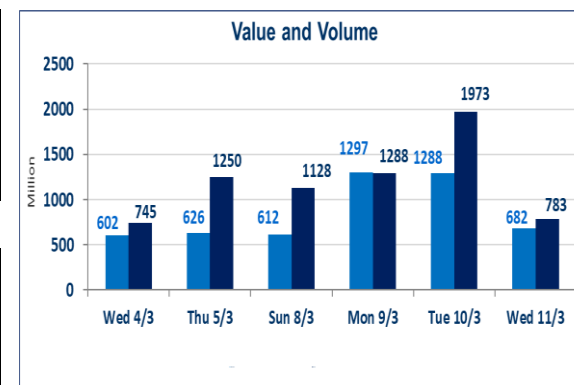
Traded Volume and OTC	682,166,551
-----------------------	-------------

Traded Value and OTC	783,980,341
----------------------	-------------

Traders	999
---------	-----

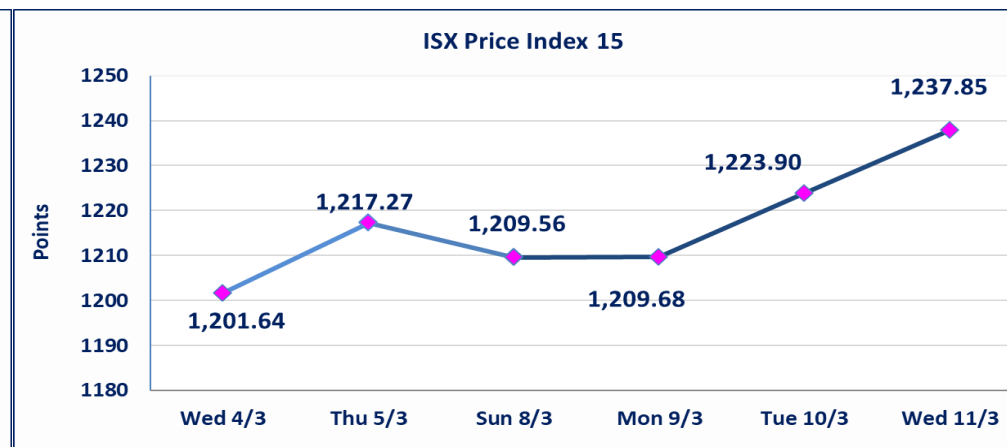
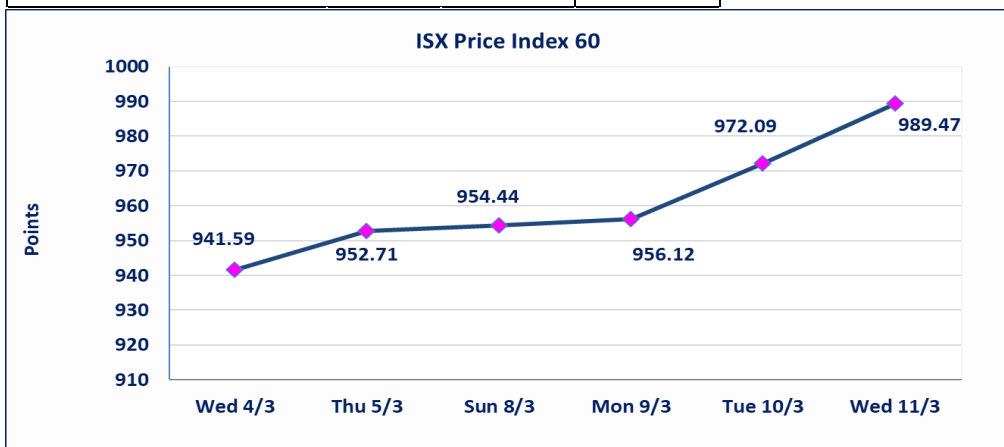
ISX Index 60	989.47
Previous ISX Index60	972.09
Change %	1.79
Change	17.38

ISX Index 15	1237.85
Previous ISX Index15	1223.90
Change %	1.14
Change	13.95



Listed Companies	104	OTC	14
Traded Listed Companies	46	OTC	1
GAM Companies	2		
Suspended Companies	10		

Non Traded listed	46	OTC	13
Higher Companies	27		
Lower Companies	4		



## ISX top gaining and losing companies

Wednesday 11/3/2026

### Gainers

Company Name	Closing Price	Change (%)	Traded Volume
Mosul Bank For Investment	0.150	7.14	2,111,627
Al-Hamraa for Insurance	4.200	5.00	5,000
Baghdad -Iraq Transportation	23.340	4.99	2,891,431
Agricultural Products Meat	4.820	4.78	6,390
Bank of Baghdad	3.300	4.76	54,632,577

### Losers

Company Name	Closing Price	Change (%)	Traded Volume
Al-Ahlyia agricultural production	2.450	-3.92	33,879
Palestine Hotel	19.000	-1.04	2,102,271
National Furniture Industries	0.990	-1.00	5,000
Iraqi Islamic Bank	1.010	-0.98	2,529,525

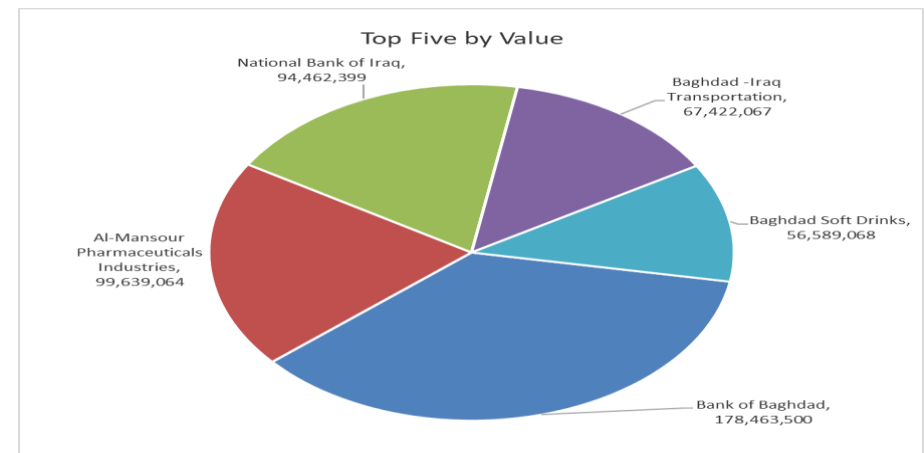
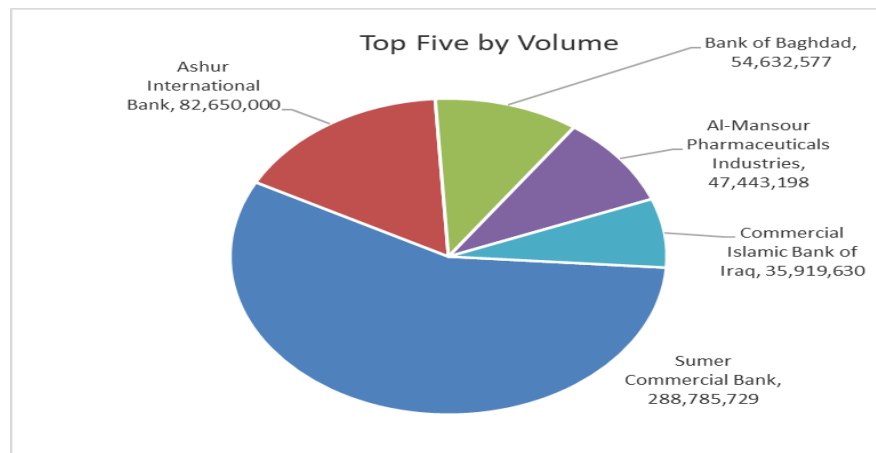
## The most active companies in term of traded volume and value

### Traded Volume

Company Name	Closing Price	Change (%)	Traded Volume
Sumer Commercial Bank	0.150	0.00	288,785,729
Ashur International Bank	0.240	0.00	82,650,000
Bank of Baghdad	3.300	4.76	54,632,577
Al-Mansour Pharmaceuticals Indu	2.110	0.48	47,443,198
Commercial Islamic Bank of Iraq	0.660	0.00	35,919,630

### Traded Value

Company Name	Closing Price	Change (%)	Traded Value
Bank of Baghdad	3.300	4.76	178,463,500
Al-Mansour Pharmaceuticals Indu	2.110	0.48	99,639,064
National Bank of Iraq	4.770	1.27	94,462,399
Baghdad -Iraq Transportation	23.340	4.99	67,422,067
Baghdad Soft Drinks	5.800	1.58	56,589,068



## Regular Market Bulletin No (47)



Company Name	Code	opening Price	highest price	lowest price	Average price	Prev Average price	Closing Price	prev closing price	change (%)	No.of Trades	Traded Volume	Traded Value
<b>Banks Sector</b>												
Ashur International Bank	BASH	0.240	0.240	0.230	0.230	0.240	0.240	0.240	0.00	15	82,650,000	19,136,000
Bank of Baghdad	BBOB	3.150	3.300	3.150	3.270	3.120	3.300	3.150	4.76	126	54,632,577	178,463,500
Commercial Islamic Bank of Iraq	BCOI	0.650	0.660	0.650	0.660	0.640	0.660	0.660	0.00	19	35,919,630	23,605,760
Economy Bank	BEFI	0.220	0.220	0.220	0.220	0.220	0.220	0.220	0.00	9	15,686,862	3,451,110
Gulf Commercial Bank	BGUC	0.330	0.340	0.330	0.340	0.330	0.340	0.330	3.03	2	29,000,000	9,800,000
Investment Bank of Iraq	BIBI	0.220	0.230	0.220	0.230	0.220	0.230	0.220	4.55	6	5,007,118	1,151,624
Iraqi Islamic Bank	BIIB	1.020	1.020	1.010	1.010	1.020	1.010	1.020	-0.98	12	2,529,525	2,565,820
Kurdistan International Bank	BKUI	1.110	1.110	1.110	1.110	1.100	1.110	1.100	0.91	1	16,000	17,760
Mosul Bank For Investment	BMFI	0.140	0.150	0.140	0.140	0.140	0.150	0.140	7.14	6	2,111,627	300,378
National Bank of Iraq	BNOI	4.710	4.790	4.710	4.740	4.670	4.770	4.710	1.27	75	19,910,174	94,462,399
United Bank	BUND	0.050	0.050	0.050	0.050	0.050	0.050	0.050	0.00	15	10,377,733	518,887
<b>Total of Banks Sector</b>										286	257,841,246	333,473,237
<b>Telecommunication Sector</b>												
Asia Cell Telecommunication	TASC	14.810	14.940	14.730	14.820	14.740	14.900	14.800	0.68	98	3,118,328	46,224,469
Al-Khatam Telecom	TZNI	3.600	3.700	3.500	3.610	3.640	3.630	3.600	0.83	15	579,981	2,094,137
<b>Total of Telecommunication Sector</b>										113	3,698,309	48,318,607
<b>Insurance Sector</b>												
Al-Ameen for Insurance	NAME	0.950	0.990	0.930	0.980	0.940	0.970	0.950	2.11	26	16,735,055	16,425,442
Dar Al-Salam for Insurance	NDSA	0.710	0.720	0.710	0.710	0.700	0.720	0.700	2.86	4	1,066,000	759,120
<b>Total of Insurance Sector</b>										30	17,801,055	17,184,562
<b>Service Sector</b>												
Baghdad -Iraq Transportation	SBPT	22.310	23.340	22.310	23.320	22.080	23.340	22.230	4.99	83	2,891,431	67,422,067
Mamoura Realestate	SMRI	3.190	3.330	3.190	3.280	3.190	3.330	3.190	4.39	54	7,051,503	23,108,457
<b>Total of Service Sector</b>										137	9,942,934	90,530,524
<b>Industrial Sector</b>												
Baghdad Soft Drinks	IBSD	5.710	5.830	5.700	5.780	5.690	5.800	5.710	1.58	63	9,798,816	56,589,068
Iraqi Date Processing and Marketing	IIDP	2.670	2.670	2.670	2.670	2.620	2.670	2.670	0.00	3	4,839	12,920
Al -Khazer Construction Materials	IKHC	1.260	1.290	1.260	1.280	1.200	1.280	1.260	1.59	19	1,727,298	2,210,528
Al-Mansour Pharmaceuticals Inc	IMAP	2.100	2.110	2.090	2.100	2.090	2.110	2.100	0.48	84	47,443,198	99,639,064
Modern Sewing	IMOS	5.300	5.350	5.300	5.330	5.300	5.350	5.300	0.94	5	336,000	1,789,740
Ready Made Clothes	IRMC	2.100	2.200	2.100	2.200	2.100	2.200	2.100	4.76	3	10,100	22,210
<b>Total of Industrial Sector</b>										177	59,320,251	160,263,531
<b>Hotels Sector</b>												
Baghdad Hotel	HBAG	11.580	11.580	11.580	11.580	11.580	11.580	11.580	0.00	2	432	5,003
Ishtar Hotels	HISH	9.000	9.050	9.000	9.040	9.000	9.050	9.000	0.56	11	350,000	3,162,500
Mansour Hotel	HMAN	50.000	50.000	50.000	50.000	49.820	50.000	50.000	0.00	11	321,878	16,093,900
Tourist Village of Mosul dam	HTVM	13.000	13.000	13.000	13.000	13.000	13.000	13.000	0.00	1	114	1,482
<b>Total of Hotels Sector</b>										25	672,424	19,262,885
<b>Agricultural Sector</b>												
Al-Ahlyia agricultural production	AAHP	2.550	2.550	2.450	2.510	2.560	2.450	2.550	-3.92	6	33,879	84,944
Babil Animal & Vegetable Production	ABAP	6.650	6.700	6.650	6.650	6.670	6.650	6.650	0.00	10	51,165	340,336
Agricultural Products Meat	AIPM	4.600	4.820	4.600	4.740	4.600	4.820	4.600	4.78	3	6,390	30,310
<b>Total of Agricultural Sector</b>										19	91,434	455,591
<b>Total Of Regular</b>										787	349,367,653	669,488,936

**Second Platform Market Bulletin No (47)**



Company Name	Code	opening Price	highest price	lowest price	Average price	Prev Average price	Closing Price	prev closing price	change (%)	No.of Trades	Traded Volume	Traded Value
<b>Banks Sector</b>												
International Islamic Bank	BINT	0.200	0.200	0.200	0.200	0.200	0.200	0.200	0.00	2	670,973	134,195
Credit Bank Of Iraq	BROI	0.610	0.610	0.610	0.610	0.610	0.610	0.610	0.00	3	1,234,578	753,093
<b>Total of Banks Sector</b>										5	1,905,551	887,287
<b>Insurance Sector</b>												
Al-Hamraa for Insurance	NHAM	4.200	4.200	4.200	4.200	4.000	4.200	4.000	5.00	1	5,000	21,000
<b>Total of Insurance Sector</b>										1	5,000	21,000
<b>Industrial Sector</b>												
Al-Ameen Estate Investment	SAEI	1.930	1.960	1.900	1.920	1.820	1.930	1.880	2.66	49	3,387,229	6,518,226
<b>Total of Industrial Sector</b>										49	3,387,229	6,518,226
<b>Industrial Sector</b>												
Fallujah for construction Mater	IFCM	2.860	2.930	2.860	2.880	2.810	2.870	2.800	2.50	15	2,687,729	7,731,678
National Furniture Industries	IHFI	0.990	0.990	0.990	0.990	1.000	0.990	1.000	-1.00	1	5,000	4,950
<b>Total of Industrial Sector</b>										16	2,692,729	7,736,628
<b>Hotels Sector</b>												
Ashour Hotel	HASH	28.000	28.000	28.000	28.000	27.010	28.000	28.000	0.00	3	25,000	700,000
<b>Total of Hotels Sector</b>										3	25,000	700,000
<b>Total of Non Regular</b>										74	8,015,509	15,863,142

**Undisclosed Platform Companies Bulletin No (47)**



Company Name	Code	opening Price	highest price	lowest price	Average price	Prev Average price	Closing Price	prev closing price	change (%)	No.of Trades	Traded Volume	Traded Value
<b>Banks Sector</b>												
Sumer Commercial Bank	BSUC	0.150	0.150	0.150	0.150	0.140	0.150	0.150	0.00	44	288,785,729	43,317,859
<b>Total of Banks Sector</b>										44	288,785,729	43,317,859
<b>Industrial Sector</b>												
General Transportation	SIGT	1.740	1.800	1.740	1.770	1.740	1.800	1.740	3.45	12	285,855	504,660
<b>Total of Industrial Sector</b>										12	285,855	504,660
<b>Industrial Sector</b>												
Electronic Industry	IELI	1.800	1.800	1.800	1.800	1.800	1.800	1.800	0.00	8	600,211	1,080,380
Iraqi Carton Manufactories	IICM	3.000	3.120	3.000	3.090	2.980	3.050	2.980	2.35	13	1,008,914	3,116,588
Modern Construction Materials	IMCM	1.240	1.240	1.240	1.240	1.190	1.240	1.190	4.20	1	25,000	31,000
National Chemical &Plastic	INCP	1.970	1.970	1.970	1.970	1.900	1.970	1.970	0.00	2	11,100	21,867
The Light Industries	ITLI	1.300	1.320	1.300	1.320	1.290	1.310	1.300	0.77	10	1,755,035	2,313,076
<b>Total of Industrial Sector</b>										34	3,400,260	6,562,911
<b>Hotels Sector</b>												
Palestine Hotel	HPAL	19.500	19.500	19.000	19.030	19.150	19.000	19.200	-1.04	29	2,102,271	40,012,987
<b>Total of Hotels Sector</b>										29	2,102,271	40,012,987
<b>Agricultural Sector</b>												
Iraqi for Seed Production	AISP	4.910	4.990	4.910	4.960	4.910	4.990	4.910	1.63	8	707,126	3,509,503
<b>Total of Agricultural Sector</b>										8	707,126	3,509,503
<b>Total of Undisclosed</b>										127	295,281,241	93,907,920
<b>Grand Total</b>										988	652,664,403	779,259,997

**Iraq Stock Exchange not trading companies of Wednesday 11/3/2026**

Company Names	Code	Previous Average Price	Closing Price
<b>Banks Sector</b>			
Middle East Bank	BIME	0.060	0.060
Union Bank of Iraq	BUOI	0.170	0.170
Al-Taif Islamic Bank	BTIB	0.670	0.670
Elaf Islamic Bank	BELF	0.260	0.260
National Islamic Bank	BNAI	0.750	0.750
Asia Al Iraq Islamic Bank	BAIB	0.780	0.780
Cihan Bank for Islamic Investment&Finan	BCIH	2.200	2.200
<b>Insurance Sector</b>			
Gulf Insurance	NGIR	0.430	0.430
<b>Service Sector</b>			
Al-Mosul for funfairs	SMOF	6.800	6.800
AL-Nukhba for Construction	SNUC	0.770	0.770
Rehab Karbalaa	HKAR	0.660	0.660
Kharkh Tour Amuzement City	SKTA	4.000	4.190
<b>Industrial Sector</b>			
Iraqi Engineering Works	IIEW	5.500	5.500
Iraqi For Tufted Carpets	IITC	17.500	17.500
Al-Kindi of Veterinary Vaccines	IKLV	2.500	2.500
Metallic Industries and Bicycles	IMIB	1.840	1.840
<b>Hotels Sector</b>			
Babylon Hotel	HBAY	102.000	102.000
National for Tourist Investment	HNTI	9.200	9.200
Al-Sadeer Hotel	HSAD	23.000	23.000
<b>Agricultural Sector</b>			
Middle East for Production- Fish	AMEF	5.990	5.990
Modern for Animal Production	AMAP	0.360	0.360
Iraqi Agricultural Products	AIRP	10.000	10.000
Company Names	Code	Previous Average Price	Closing Price
<b>Banks Sector</b>			
Region Trade Bank	BRTB	1.000	1.010
Arab Islamic Bank	BAAI	1.000	1.000
Al-Rajih Islamic Bank	BRAJ	1.000	1.000
Erbil Investment & FinanceBank	BERI	0.110	0.110
AL-Anssari Islamic Bank	BANS	0.050	0.050
Trans Iraq Bank Investment	BTRI	0.310	0.310
Al-Mashreq Al-Arabi Islamic Bank	BAMS	0.850	0.850
Al-Mustashar Islamic Bank for Investmen	BMUI	1.000	1.000
Al-Qabidh Islamic Bank	BQAB	0.090	0.090
Trust International Islamic Bank	BTRU	0.750	0.750
World Islamic Bank for Investment	BWOR	1.000	1.000
Al janoob Islamic Bank	BJAB	0.940	0.940
Ameen Al-Iraq Islamic Bank	BAME	1.000	1.000
Iraq Noor Islamic Bank for Investment	BINI	0.250	0.250
Al-Ataa Islamic Bank	BLAD	0.100	0.100
<b>Insurance Sector</b>			
Alahliya For Insurance	NAHF	0.850	0.850
<b>Investment Sector</b>			
Al-Ameen for Financial Investment	VAMF	1.200	1.200
<b>Industrial Sector</b>			
Baghdad for Packing Materials	IBPM	2.850	2.850
Modern chemical industries	IMCI	100.000	100.000
<b>Service Sector</b>			
Ibdaa Al-sharq Alwast General Contractin	SIBD	1.000	1.000
<b>Agricultural Sector</b>			
AL-Rebass for Poultry&feed	AREB	-	-
Company Names	Code	Previous Average Price	Closing Price
<b>Banks Sector</b>			
Al-Qurtas Islamic Bank	BQUR	1.000	1.000
<b>Service Sector</b>			
AL-Badia for General Trans	SBAG	0.830	0.830
<b>Industrial Sector</b>			
Al-Hilal Industries	IHLI	1.500	1.500

**Iraq Stock Exchange**  
**Non Iraqis' Bulletin Wednesday March 11 2026**  
**Regular Market**



**Non Iraqi Trading of Regular Market (Sell)**

Company Names	Code	No.of trades	Traded Shares	Trading Volume
<b>Banks Sector</b>				
Bank Of Baghdad	BBOB	16	7,000,000	23,015,000
National Bank Of Iraq	BNOI	17	6,630,000	31,293,600
<b>Total Bank sector</b>		<b>33</b>	<b>13,630,000</b>	<b>54,308,600</b>
<b>Telecommunication Sector</b>				
Asia cell	TASC	16	1,000,000	14,858,620
<b>Total Telecommunication sector</b>		<b>16</b>	<b>1,000,000</b>	<b>14,858,620</b>
<b>Grand Total</b>		<b>49</b>	<b>14,630,000</b>	<b>69,167,220</b>

## OTC Platform Trading Bulletin No (47)

Company Name	Code	highest price	lowest price	Average price	No.of Trades	Traded Volume	Traded Value
<b>Banks Sector</b>							
Al-Warka Bank	BWAI	0.160	0.160	0.160	11	29,502,148	4,720,344
Total Of Money Service Sector					11	29,502,148	4,720,344
<b>Total</b>					<b>11</b>	<b>29,502,148</b>	<b>4,720,344</b>

## Not Trading OTC Companies

Company Name	Code	Previous Average price
<b>Banks Sector</b>		
Hammurabi Commercial Bank	BHAM	—
Al-Sanam Islamic Bank	BSAN	3.000
<b>Industrial Sector</b>		
Kirkuk producing constructional materials	IKFP	2.380
<b>Money Service Sector</b>		
Iraqi Deposit Insurance Corporation	FIDI	1.000
Karmal Brokerage	FKSX	10.000
Rabee Securities	FRSE	9.500
Ishtar Gate for e-Paymant	FISH	1.000
Sama Baghdad Exchange	FSBE	—
<b>Insurance Sector</b>		
Al Badia Insurance	NBAD	—
Kurdistan Insurance	NKUI	0.500
Shatt Al Arab Insurance	NSHA	1.000
Elaf Insurance	NELF	—
Dilina Insurance Company	NDIL	—

Iraq Stock Exchange

Wednesday 11/3/2026



سوق العراق للاوراق المالية  
IRAQ STOCK EXCHANGE

## Not Trading Bonds Bulletin

Bond type	Publish type	Code	last trading price	immortilize date
Banaa Bonds /Million ID	Second	CB20	964,981	19/12/2025
Eamar Bonds /Million ID	First	CB30	1,001,095	—
Eamar Bonds /Million ID	Second	CB40	—	—
Eamar Bonds /500 Thousand ID	Third	CB45	—	—
Eamar Bonds /Million ID	Third	CB50	—	—
Injaz Bonds /500 Thousand ID	First	CB55	—	—
Injaz Bonds /Million ID	First	CB60	—	—
Injaz Bonds /500 Thousand ID	Second	CB65	503,793	—
Injaz Bonds /Million ID	Second	CB70	1,026,082	—
Injaz Bonds /500 Thousand ID	Third	CB75	—	—
Injaz Bonds /Million ID	Third	CB80	978,182	—
National Bonds/Million ID	First	CB90	—	—
National Bonds/500 Thousand ID	Second	CB95	—	—
National Bonds/Million ID	Second	CB100	—	—